



Accessibility Guide

January 5, 2026 – Version 2



PARC
DOWNSVIEW
PARK

TABLE OF CONTENTS

Accessibility	1
Park Map	2
Park Address	3
Getting Here	4
Drop-off & Pick-up	5
Boake's Grove & Alouette Grove	6
Circuit Path	7
Discovery Centre	8
Exercise Equipment	9
Festival Terrace	10
The Hub	11
Hummingbird Circle	12
Lake	13
Mississaugas Circle	14
Orchard Pavilion	15
Play Zone	16
Washrooms & Drinking Fountains	17
Contact Us	18



ACCESSIBILITY

Downsview Park is dedicated to providing an environment that is accessible for anyone visiting the Park, including guests, employees, suppliers, and all stakeholders.

We utilize industry best practices, expert consultants, and community feedback to ensure that we are meeting the accessibility needs of park users. Accessibility and diversity training is integral to the onboarding process for all employees at Downsview Park. This ensures that our team is prepared to help visitors equitably access the Park and its amenities.

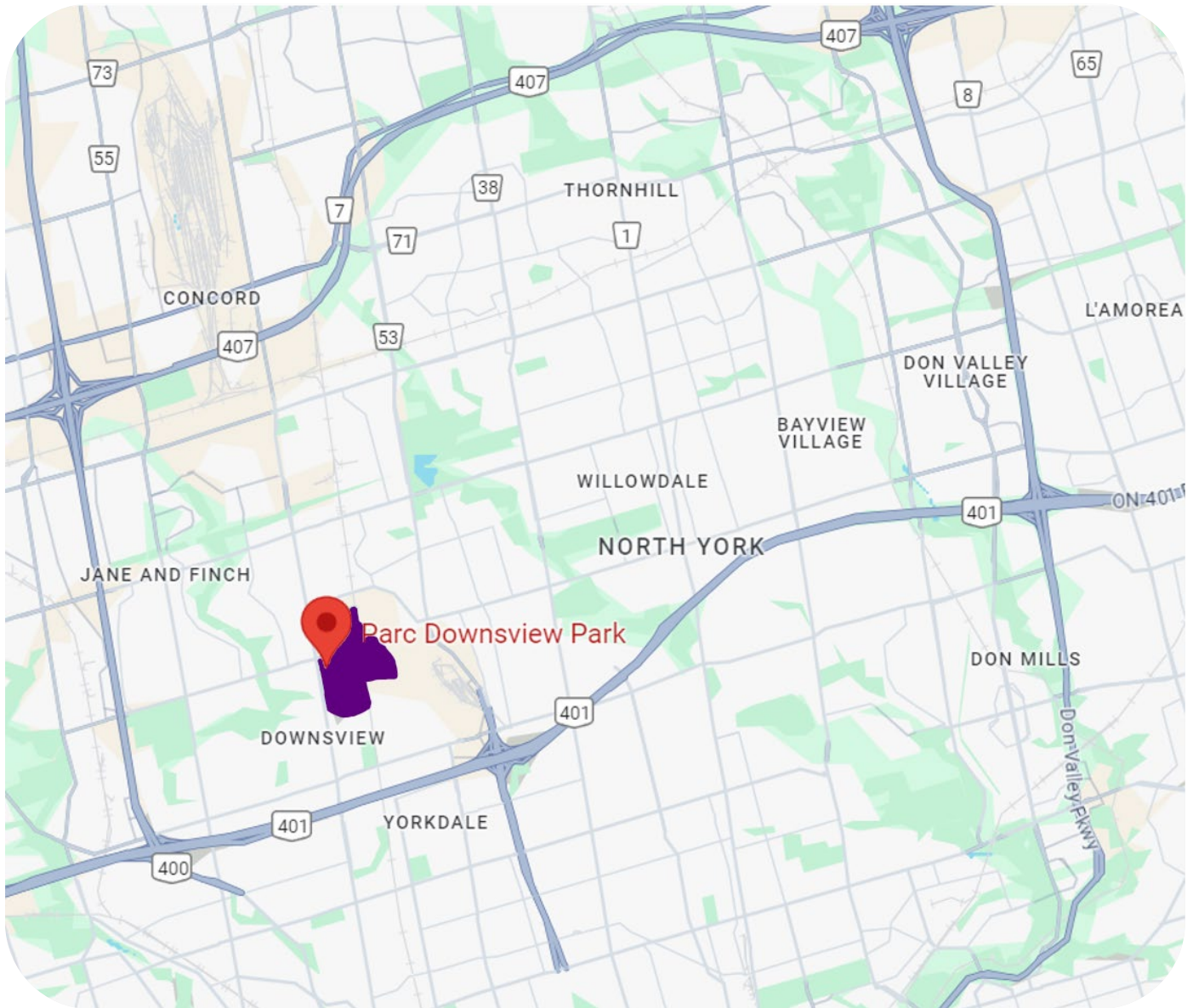


PARK MAP



	Canuck Pavilion	
	Discovery Centre	
	Exercise Equipment Station	
	Festival Terrace	
	The Hub	
	Hummingbird Circle	
	Lake	
	Mississaugas Circle	
	Orchard Pavilion	
	Play Zone	
	Alouette Grove
	Boake's Grove
	Circuit Path	————

PARK ADDRESS



70 Canuck Ave
Toronto, Ontario
M3K 2C5

The Park is located in North York, Toronto. The closest major intersection is Keele Street and Sheppard West Avenue.

GETTING HERE



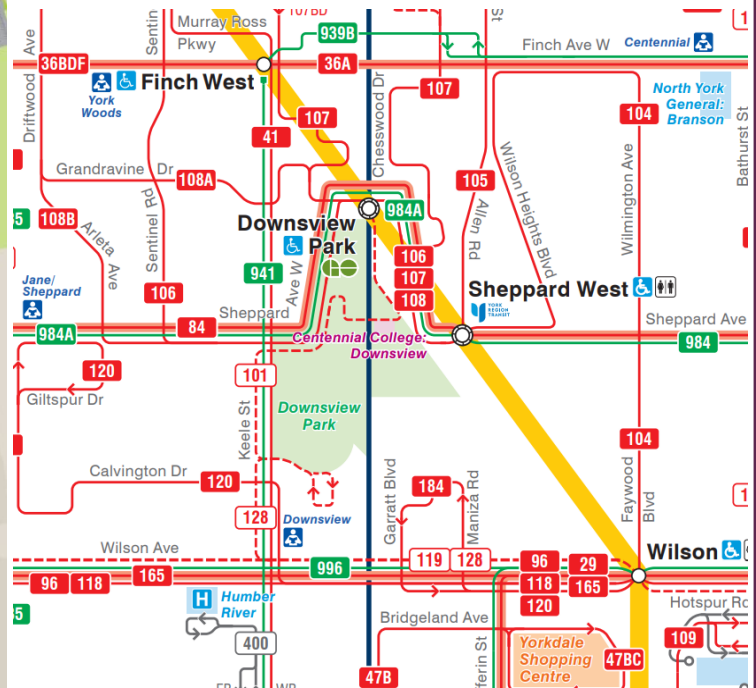
Subway: [Downsview Park Station](#) is located on the north side of the Park and is approximately a 15-minute walk to 70 Canuck Ave.



GO Transit: GO Trains are a fast and convenient way to get to Downsview Park Station. Visit www.gotransit.com for train schedules and more information.

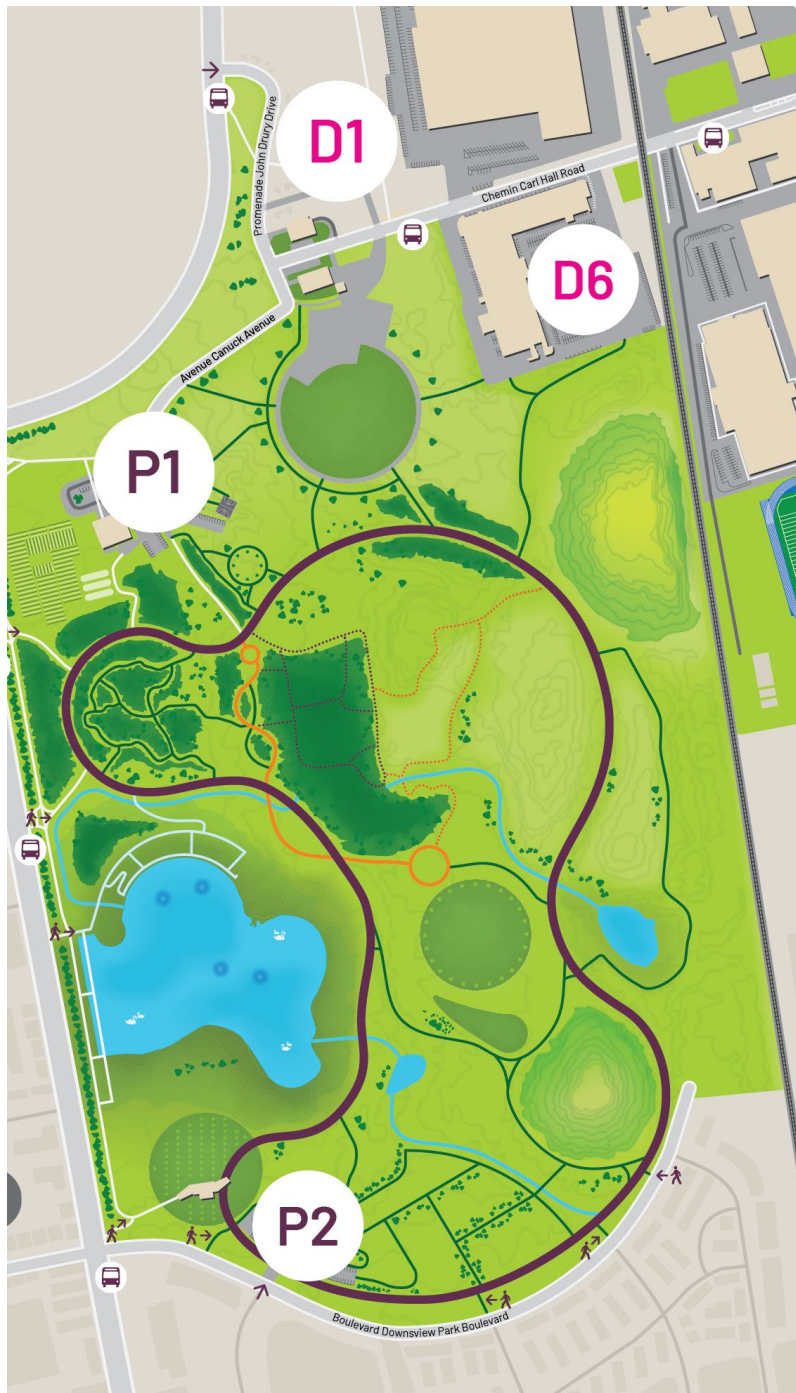


Buses: The Park is transit accessible with [multiple buses](#) stopping right at the Park entrances (i.e., 84, 984, 106, 108B, 41, 101)



There are pedestrian entrances with paved or gravel paths at Keele Street and Sheppard Avenue West, Sheppard Avenue West and John Drury Drive, and several entrances along Keele Street and Downsview Park Boulevard.

DROP-OFF & PICK-UP




Visitors may be dropped off and picked up at four parking lots around the Park.

When visiting the Circuit Path, Discovery Centre, The Hub, Play Zone, Forests or the Mound, use parking lot P1 at 70 Canuck Avenue.

If the lot is full, consider upper lots east of John Drury Road (D1, D6).

For the Orchard Pavilion, Urban Farm, Lake, and Mini-Mound, use the south lot (P2).

BOAKE'S GROVE & ALOUETTE GROVE



The forests in the Park feature trails that vary in width and are lined with either engineered mulch, gravel, or woodchips. The paths are not shovelled in the winter months and the surfaces may change with the weather and season. There is no lighting within the forest trails.

CIRCUIT PATH



The 2.7 kilometres Circuit Path is a shared pathway for walking and recreational exercise users. Users are reminded to use courtesy to safely pass slower path users and to limit their speed in busy areas.

The Circuit Path features paved pathways that are well lit and is shovelled during the winter months. There are gentle grade changes, and seating areas periodically along the path. There are also interlocking stones on the edge of the paved path to delineate the circuit path from the grass areas.

DISCOVERY CENTRE



The Discovery Centre at Downsview Park is an indoor space used to deliver many educational programs and services and is not a publicly accessible space. This education space provides accessible washrooms, including a gender-neutral option. A water filling station is available. The room can accommodate a variety of educational purposes with movable benches, chairs, and tables.

EXERCISE EQUIPMENT STATIONS



Our two outdoor exercise equipment stations are along the east side of the Circuit Path. The two stations are the north pad and south pad. Each pad consists of:

- The north pad has seven individual equipment for all age and ability groups. This station is fully accessible and is an inclusive fitness space for visitors of all abilities. It consists of fully accessible equipment such as chest press, lat-pull down, parallel bars, hand cycle, shoulder rotator, chin-up, and bench dip station.
- The south pad has one all-in-one equipment for high intensity workout. This workout station is only appropriate for adults and is not fully accessible. This station has all-in-one Thrive 450 station which has multiple functions (i.e., knee-lift dip station, variable monkey bars, variable press, slam ball target, decline sit-up bench, Swedish ladder, step-up platforms, and variable pull-up stations).

The stations are not plowed during the winter due to the rubber ground the stations are on.

FESTIVAL TERRACE



The Festival Terrace is an open field with relatively flat terrain. It is used for community gatherings, festivals, and concerts. The surface is a mix of grass, gravel and clay-sand in different areas. Normally, the Festival Terrace is unlit and paths are not maintained in the winter.

When events occur on Festival Terrace, it can be busy and crowded with loud amplified noise. In the evening, temporary theatrical lighting and video screens may be used. Each event is responsible for ensuring accessibility for their guests.

THE HUB



The Hub is an indoor multi-use community space for meetings, social events, fitness classes and other gathering purposes.

The Hub is in the 70 Canuck Avenue building. The north facing front entrance of the building has an accessible ramp. Upon entry the two doors can be opened automatically with a push of a button.

The lobby is an open area with clear entry to The Hub. To access the gender-neutral accessible washroom, one must go through a manual door from the lobby. Water filling station is available. The Hub has many movable benches, chairs, and tables to accommodate a variety of individuals and group sizes.

HUMMINGBIRD CIRCLE



The Hummingbird Circle is a grassy gathering space, offering a natural and open environment. The entrance points are narrow and sloped and are not shovelled during winter. There are two hammocks available during the warmer months and a shipping container stage that includes a ramp and handrails for easy access onto the stage. The Hummingbird circle does not have any lighting.

LAKE



The Lake is an artificial body of water that features grassy inclines, paved paths and a boardwalk. Parts of the paved paths are shovelled during the winter months. The naturalized areas around the Lake edge is not maintained during winter and has no railings. The north side of the Lake edge has accessible features such as an AODA compliant ramp with guardrails, seating at mid-ramp landing, handrails for stairs with tactile indicators, and lighting. There are many stone benches and flag stones available for seating. Swimming, skating and fishing are not permitted.

MISSISSAUGAS CIRCLE



The Mississaugas Circle is a gathering space that sits near the Play Zone. It is next to P1 which has accessible parking. This space is surrounded by grass. Within the space, the seats are large rocks that surrounds a pit of gravel. There is a step that goes down into the pit.

ORCHARD PAVILION



The Orchard Pavilion is a gathering space that has paved surfaces, a large canopy with lighting, a drinking fountain and bottle refill station and washrooms. The washrooms are year-round from 8AM to 10PM. The bottle filling station is available seasonally. Accessible parking is available in the south lot (P2) approximately 200 meters away.

PLAY ZONE



The Play Zone is a playground and basketball court that is open all year round. The surfaces consist of concrete, grass, mulch, pebbles and recycled rubber. A few structures in the playground are accessed by climbing or crawling. The basketball court is illuminated at night until 9pm or 10pm depending on the season. There are different types of seating available such as Muskoka chairs, picnic tables/benches and boulders.

WASHROOMS AND DRINKING FOUNTAINS



On the southeast corner outside 70 Canuck Avenue, there is the Canuck Pavilion. It is a year-round washroom that has two barrier-free and two universal washrooms. The operating hours are 8 AM to 9 PM. A year-round washroom is available at the Orchard Pavilion from 8AM to 10PM.

Drinking fountains are available during the warmer seasons (spring through autumn). Drinking fountains and bottle filling stations are located at the Play Zone, Dogsvew Park (for dogs too!), Canuck Pavilion, and Orchard Pavilion.

CONTACT US

Please contact us if you have any feedback or questions.

Our education programs can be adapted for visitors with a variety abilities. Please contact us in advance.

Parc Downsview Park
70 Canuck Avenue
Toronto, Ontario
M3K 2C5

P 416-634-2559 (Voicemail system only)

E downsviewinfo@clc-sic.ca